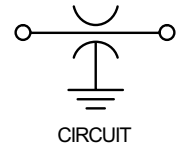
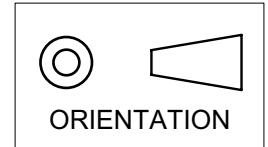


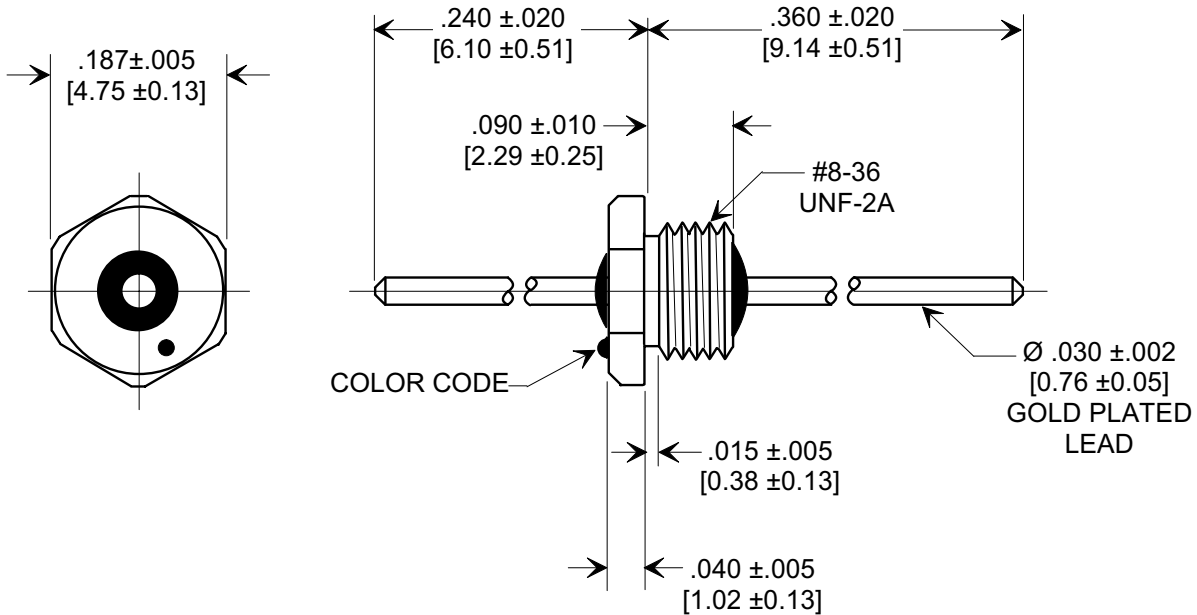
MARKETING SALES DRAWING

DIMENSIONS IN INCHES - DO NOT SCALE THIS DRAWING
 DIMENSIONS IN METRIC - []

This drawing is the property of Tusonix, Inc., and may not be used, reproduced, published or disclosed to others without expressed authorization by Tusonix Inc.



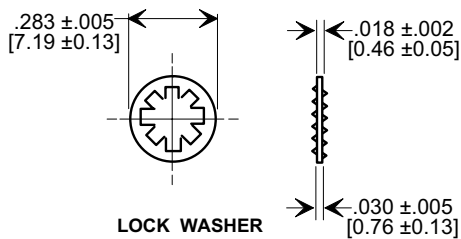
**Electrical Testing
 per Tusonix standard
 test plans and Mil-Std-202
 Test Methods.**



NOTES:

1. OPERATING TEMPERATURE RANGE: -55°C to +125°C.
2. SILVER PLATED CASE AND MOUNTING HARDWARE.
3. RECOMMENDED MOUNTING TORQUE: 1.0 lb. - in. [0.113 Nm].
4. MAX. RECOMMENDED SOLDERING TEMPERATURE: 260°C.
5. LOCK WASHER INCLUDED.
6. TUSONIX STANDARD PART NUMBER: 4401-014.
 TUSONIX RoHS COMPLIANT PART NUMBER: 4401-014 LF.
 CUSTOMER MUST SPECIFY STANDARD OR RoHS PART NUMBER PART NUMBER WHEN ORDERING.
7. PART MARKING: STANDARD PART: CAP COLOR CODE DOT(S). RoHS COMPLIANT PART MARKED WITH ADDITIONAL GREEN DOT IDENTIFICATION.

MOUNTING HARDWARE



LOCK WASHER

CAP. (pF)	TOL.	DC WORKING VOLTAGE		I.R. MIN. @ 100 (VDC.)	DWV (VDC)	DC CURRENT (AMPS)	MIN. NO LOAD INSERTION LOSS (dB) @ 25° C PER MIL-STD-220				COLOR CODE
		85° C	125° C				10 MHz	100 MHz	1 GHz	10 GHz	
100	GMV	300	200	10 G Ω	500	10	---	3	20	28	GREEN

X-2015 Rev-0 REVISION RECORD Original Release C.O. 20070730-1-01	0	TUSONIX TUCSON, ARIZONA	--TOLERANCES-- Unless Otherwise Specified	Title BUSHING STYLE EMI FILTER
			DECIMAL ± NOTED	
			ANGLES ±	
			Drawn S.M. 07-30-07 Approved R.L. 07-30-07	
	A			4401-014